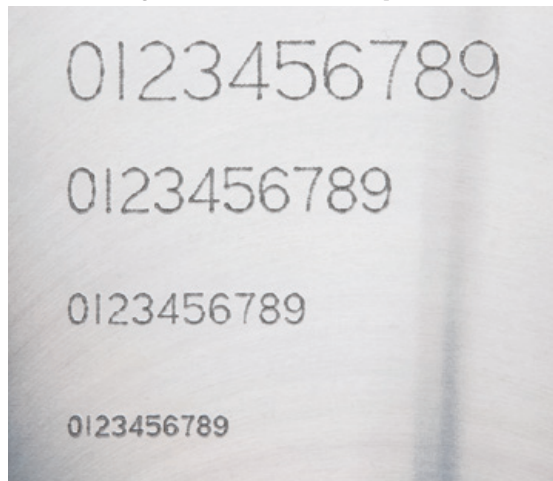


Dot Peen Marking tool for CNC marking



Here are just a few examples...



Character heights shown from 6 mm to 2 mm, using standard engraving software.



Marking time 9 seconds on 1995 VMC 40 Machine.

Tapmatic Is Pleased To Introduce An Exciting New Product.... The TAPMATIC TapWriter.

The TapWriter allows you to mark your work piece while you are machining it without the need for a secondary marking operation. Part numbers, date codes and even logos can easily be created with this unique dot marking tool.

Installs easily on Machining Centers or CNC lathes with Live Tooling.

It utilizes standard engraving software, but unlike engraving, dot-peen marking does not require the use of delicate cutting tools and high speed spindles.

You can mark soft plastics or steel as hard as 55 RC.

The durable carbide stylus is thrown against the work piece which allows the marking of uneven or round surfaces.

The TapWriter is Fast. Up to 80 characters per minute or more just depending on the capabilities of your machine.

Dot peen marking is widely used in the aerospace industry because the cross section of the dot has gentle curves, resulting in no significant stress concentration.

With the TapWriter you have complete control of the mark. The revolutions per minute determines the dots per minute, and the velocity of the carbide stylus when it impacts the work piece. The feed rate controls the distance between dots allowing you to select the appearance of discrete dots or a continuous line.



Mark logos using standard CAD/CAM software for the tool path.

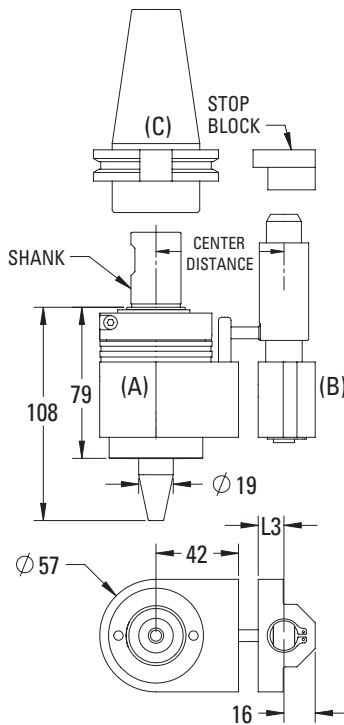
- **Eliminates extra operations**
- **Faster than engraving**
- **Long tool life with replaceable carbide stylus**
- **Mark hard or soft materials**
- **Mark round or uneven surfaces**
- **Simple to install and program**



How to Order

The TapWriter® adapts to machining centers with automatic change, using a locking stop arm, similar to those used with self reversing tapping attachments. Select the installation method you prefer as shown below. Please select the TapWriter® (A), stop arm (B), and CAT, SK, or BT shank (C), to fit your machine. Please order accessories like torque bars, ready made stop arms and stop blocks separately.

TapWriter® with Stop Arm Bar and Stop Block Installation



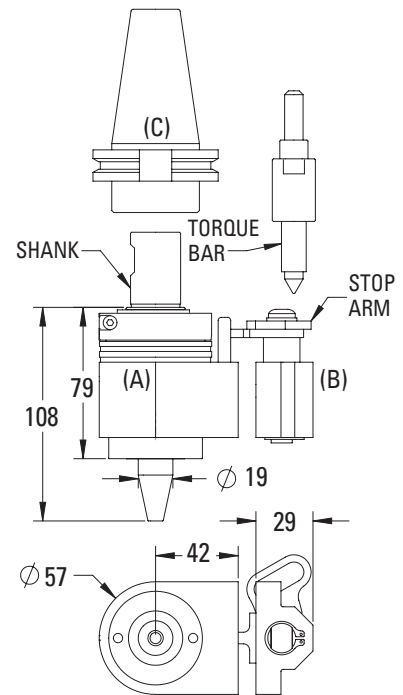
(A) TapWriter® CNC Dot Peen Marking Tool

Model	Order code	Shank	Weight kg
TAPWRITER	57820	20 mm	1.7
	57825	25 mm	
	57810	1"	

(B) Stop Arm Assembly

Center Distance (42+L3)	Order code	L3
55	3925551	13
65	3925651	23
80	3925801	38

TapWriter® with Stop Arm Plate and Torque Bar Installation



(A) TapWriter® CNC Dot Peen Marking Tool

Model	Order code	Shank	Weight kg
TAPWRITER	57820	20 mm	1.7
	57825	25 mm	
	57810	1"	

(B) Stop Arm Plate Assembly 392552

Please note a blank stop arm which can be modified is included. Please see torque bars on Pg. 55.

